

Borrowing

1. Tap the magnifying glass to search, or tap [EXPLORE]. Tap [PREFERENCES] to apply filters to your search, such as viewing only available now titles. Preferences are saved until changed.



2. Once you find a book, tap [BORROW] next to the cover. To read go to your **Shelf**. Tap [OPEN BOOK], tap Libby, and if you want this setting remembered for all books. Start reading! Note: You can also tap on the book cover to see details and borrow from that page.

Download Settings

Borrowed books will automatically be downloaded to your **Shelf** for offline reading unless you change this setting. To change, go to the **Actions** menu, and **Choose Download Behavior**.

For Kindles

Note: The Libby app is not available from the Kindle Store, however you can download the Overdrive app. There may also be format restrictions for some titles when using a Kindle e.g. picture books & graphic novels.

1. Once you find a book, tap [BORROW] next to the cover. To read go to your **Shelf**, tap [OPEN BOOK], tap Kindle, and if you want this setting remembered for all books.
2. Tap **Read With Kindle**, which will open an Amazon window. Select [GET LIBRARY BOOK], and sign in to Amazon (if you are not already). Choose the device for where the book should be delivered. Start reading!



Holds & Returns

To Place a Hold

Tap [PLACE HOLD] next to the book you are interested in and confirm on the next screen. You will be emailed when it is available.

To View Books on Hold

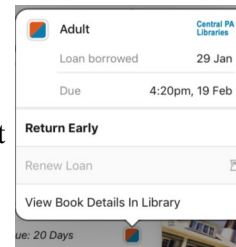
From your **Shelf**, tap [HOLDS]. Each book will show approx. how many weeks until it will be available.

Hold Redelivery

You will receive a notification and have 3 days to pick up the hold. Choosing to have the hold delivered later, users are able to pick the earliest date to receive the title, keep their place in line, even though the title is passing to the next person waiting.

To Return a Book

If you are finished with a book before the due date, go to your **Shelf**, tap the red/blue square next to Due. Tap **Return Early**, and confirm the return.



Borrow with Libby!

For Smartphones, Tablets, Kindles, & Computers



Borrowing Features

- ◆ Choose 7, 14, or 21 day loan
- ◆ Renew and return early
- ◆ Checkout 10 books

Reading Features

- ◆ Simplified borrowing & reading
- ◆ Improved searching & filtering
- ◆ Hold redelivery

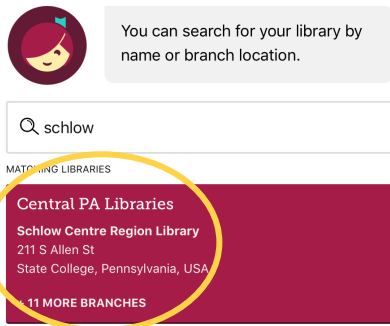
For Help:

814.237.6236

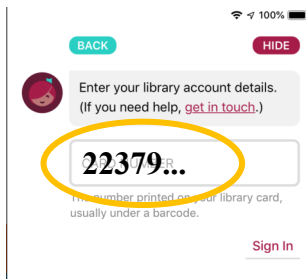
schlowlibrary.org/contact/help/downloads

Instructions

1. Download Libby, available for Apple & Android devices. After the app has installed, open it, and follow the prompts.
2. When asked if you have a library card, tap **Yes**. If you do not, please sign up online at schlowlibrary.org or visit the library.
3. Choose **I'll Search for a Library**. Enter library name, city or zip code. Tap the box with Schlow Library.



4. Enter your library card number and tap **Sign In**.



5. Your card is now saved in the app. Tap **Enter The Library** to start borrowing books.

Map

