

## Frequently Asked Questions

### Do I need to pay for this service?

No, logging in to [schlowlibrary.org](http://schlowlibrary.org) with your library card makes this service free.

### Are back issues available?

Yes, open the most recent issue of a magazine and select the "All Issues" menu item in the right column to see all available issues.

### Do I need a mobile app to view magazines on my mobile device?

No, using a mobile browser, you can access Flipster and read magazines using a mobile device with a WiFi or cellular connection.

### Is there a mobile app I can use with Flipster?

Yes, a mobile app is available for iOS, Android, and Kindle Fire.

### Can I search within a magazine?

Yes, the browser version supports keyword searching within a magazine. You can also search across all issues accessing the content gallery feature. **Note:** There is no search feature within the app.

### Can I print from a magazine?

Yes, printing is available when reading a magazine on a computer, but not from a mobile device with the iOS or Android apps. The print button is located towards the bottom of the right hand menu when viewing a magazine on a computer.

## Available Magazines

American Craft  
Artist's Magazine  
Atlantic  
Backpacker  
Bicycling  
Consumer Reports Buying Guide  
Cooking Light  
Country Living  
Discover  
Eating Well  
Entertainment Weekly  
ESPN Magazine  
Food Network Magazine  
Glamour  
Good Housekeeping  
HGTV Magazine  
House Beautiful  
iPhone Life  
Kiplinger's Personal Finance  
MacWorld  
Mother Jones  
Motor Trend



New Yorker  
Newsweek Global  
O: The Oprah Magazine  
Old House Journal  
Outside  
Real Simple  
Redbook  
Rolling Stone  
People  
Popular Mechanics  
Popular Science  
Prevention  
Runner's World  
Vanity Fair  
Vogue  
Wired  
Women's Health  
Writer's Digest

SCHLOW  
CENTRE  
REGION  
LIBRARY

## Read Magazines with Flipster!

On Smartphones, Tablets, Kindles, & Computers



### Required

- A valid library card
- Windows/Mac
- Internet connection/Wi-Fi
- Device to (optional)

### Features

- Download 5 tracks per week
- Songs are yours to keep
- Popular Artists and New Songs

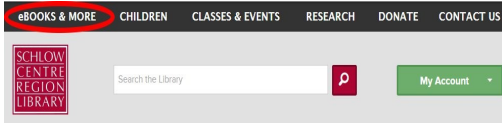
For Help:

814-237-6236

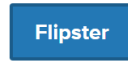
[schlowlibrary.org/contact/help/downloads](http://schlowlibrary.org/contact/help/downloads)

## For A Computer

1. Go to [schlowlibrary.org](http://schlowlibrary.org) and log in. Click on the [eBOOKSs & MORE] tab.



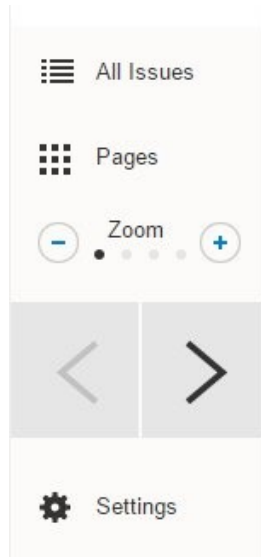
2. On the eBooks and More page scroll down and select [FLIPSTER].



3. Select the magazine you want to read by clicking on the cover.

4. Start reading! Use the menu options to the right of the magazine to advance pages, see contents, view all available back issues, and zoom in or out.

Flipster Content Gallery in a browser



For tutorials visit

[a.schlow.org/flipsterhelp](http://a.schlow.org/flipsterhelp)

## Using the App

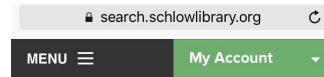
### Getting Started

1. Go to the app store on Apple & Android devices. Search for Flipster. Install the free app.  
**Note:** For Kindle Fire, using the browser go to this website: [a.schlow.org/flipsterapp](http://a.schlow.org/flipsterapp)
2. Open the app and follow the on-screen instructions, explained in more detail below.

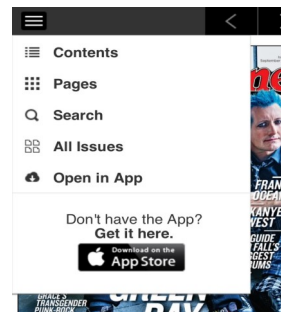
### Select & Read Magazines (iOS, Android, & Kindle Fire)

1. Once the app is installed, open a browser app (Safari, Chrome, or Silk) and go to [schlowlibrary.org](http://schlowlibrary.org). Log in to the website. Tap the [eBOOKSs & MORE] tab. Scroll down and tap [FLIPSTER].

**Note:** On smaller mobile screens, tap the Menu button to expand and select [eBOOKS & MORE].



2. Choose a magazine from the list that appears and tap on the cover. The magazine will open. Read it from the browser as long as you have an internet connection.
3. To download for offline reading, tap the 3-line menu at the top left of the screen and select [OPEN IN APP]. The magazine will download. Return to the app any time you want to read your saved magazine.



## Read Back Issues

1. Follow the instructions to read a magazine on a computer or tablet.
2. Open the current issue of a magazine and locate the "All Issues" option.  
**Note:** On a computer, "All Issues" is in the menu to the right of the open magazine. On a mobile device it is found in the menu icon to the top left.



## Loan Periods

1. There is no time limit for reading in the browser.
2. Magazines do not need to be returned, but you can delete magazines added to the app by tapping the trash can icon in the bottom right corner of the cover.
3. Some select magazines are only available for a loan period of 7 days once they are downloaded to the app. This will be shown on the covers of the downloaded issues. However, after the magazine expires you can check it out again immediately.

A magazine beginning to download in the app with the delete option in the bottom right corner.

